

TECHNICAL DATA SHEET

V1.0



By polymaker



FIBERON™ PA12-CF10

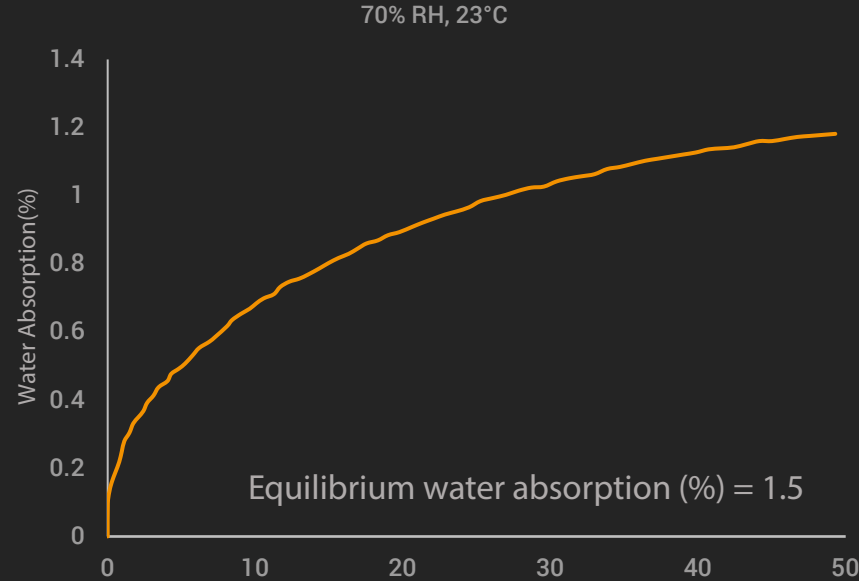
Fiberon™ PA12-CF10 is carbon fiber reinforced long chain copolyimide filament. Thanks to its chemical structure, this product has lower moisture sensitivity compared to PA6/66 and PA6-based materials, and better mechanical properties than PA12-based materials. In addition, the carbon fiber reinforcement and Warp-free™ technology enhance the size stability of the prints produced with this material.

WWW.FIBERON3D.COM

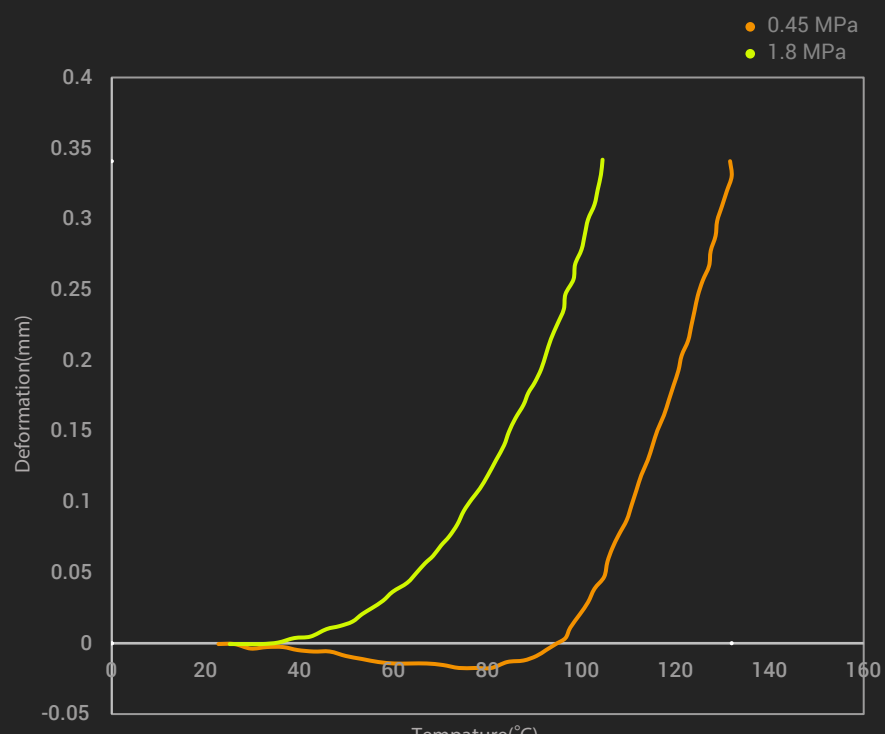
PHYSICAL PROPERTIES

PROPERTY	TESTING METHOD	TYPICAL VALUE
Density	ISO1183, GB/T1033	1.06 g/cm ³ at 23°C
Melt index	280°C, 2.16 kg	25.0 g/10min
Flame retardancy	UL 94, 1.5mm	HB
Surface Resistivity (Ω)	ANSI ESD S11.11	OL, >10 ¹² Ω

MOISTURE ABSORPTION CURVE



HDT CURVE



THERMAL PROPERTIES

PROPERTY	TESTING METHOD	TYPICAL VALUE
Glass transition temp.	DSC, 10°C/min	55 °C
Melting temperature	DSC, 10°C/min	171 °C
Crystallization temp.	DSC, 10°C/min	120 °C
Decomposition temp.	TGA, 20°C/min	445.2 °C
Vicat softening temp.	ISO 306, GB/T 1633	N/A
Heat deflection temp.	ISO 75 1.8MPa	105 °C
Heat deflection temp.	ISO 75 0.45MPa	131 °C

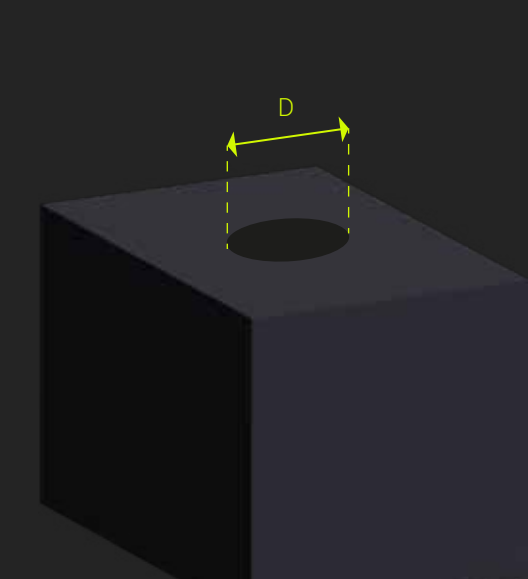
MECHANICAL PROPERTIES - DRY STATUS

PROPERTY	TESTING METHOD	TYPICAL VALUE
Young's modulus (X-Y)	ISO 527, GB/T 1040	3311.2 ± 134.9 MPa
Young's modulus (Z)		1806.6 ± 145.7 MPa
Tensile strength (X-Y)	ISO 527, GB/T 1040	77.4 ± 1.1 MPa
Tensile strength (Z)		52.2 ± 0.8 MPa
Elongation at break (X-Y)	ISO 527, GB/T 1040	4.2 ± 0.4 %
Elongation at break (Z)		5.0 ± 1.0 %
Bending modulus (X-Y)	ISO 178, GB/T 9341	2886.5 ± 144.8 MPa
Bending modulus (Z)		N/A
Bending strength (X-Y)	ISO 306, GB/T 1633	112.4 ± 1.0 MPa
Bending strength (Z)		N/A
Charpy impact strength (X-Y) notched	ISO 179, GB/T 1043	9.9 ± 0.7 kJ/m ²
Charpy impact strength (X-Y) un-notched		33.7 ± 1.4 kJ/m ²
Charpy impact strength (Z) un-notched		N/A

MECHANICAL PROPERTIES - WET STATUS

PROPERTY	TESTING METHOD	TYPICAL VALUE
Young's modulus (X-Y)	ISO 527, GB/T 1040	3131.7 ± 124.2 MPa
Young's modulus (Z)		1622.0 ± 71.7 MPa
Tensile strength (X-Y)	ISO 527, GB/T 1040	71.7 ± 0.7 MPa
Tensile strength (Z)		42.1 ± 1.8 MPa
Elongation at break (X-Y)	ISO 527, GB/T 1040	5.3 ± 0.3 %
Elongation at break (Z)		5.3 ± 1.2 %
Bending modulus (X-Y)	ISO 178, GB/T 9341	2652.7 ± 57.2 MPa
Bending modulus (Z)		N/A
Bending strength (X-Y)	ISO 306, GB/T 1633	91.8 ± 1.5 MPa
Bending strength (Z)		N/A
Charpy impact strength (X-Y) notched	ISO 179, GB/T 1043	10.2 ± 0.8 kJ/m ²
Charpy impact strength (X-Y) un-notched		N/A
Charpy impact strength (Z) un-notched		N/A

SHRINKAGE TESTING



	MODEL SIZE	AFTER PRINTING	AFTER ANNEALING
X-Y	40mm	39.88mm	39.84mm
Z	40mm	39.79mm	39.48mm
Diameter	10mm	9.91mm	9.85mm

*Model infill 30%

RECOMMENDED PRINTING CONDITIONS

Nozzle temperature	280-300 °C	Printing speed	Up to 300mm/s
Build plate temperature	40-50 °C	Drying temp. and time	100 °C/10H
Chamber temperature	Room Temp.	Annealing temp. and time	100 °C/16H
Cooling fan	OFF		



PolySupport™ for PA12
PolyDissolve™ S1
Recommended support material

NOTE

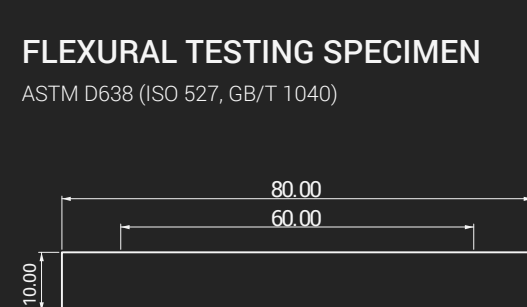
Abrasion of the brass nozzle happens frequently when printing Fiberon™ PA12-CF10. Normally, the life of a brass nozzle would be approximately 9h. A wear-resistance nozzle, such as hardened steel and ruby nozzle, is highly recommended to be used with Fiberon™ PA12-CF10. Fiberon™ PA12-CF10 is sensitive to moisture and should always be stored and used under dry conditions (relative humidity below 20%).

HOW TO MAKE SPECIMENS

Printing temperature	300 °C	Infill	100%
Bed temperature	50 °C	Shell	2
Top & bottom layer	3	Cooling fan	OFF

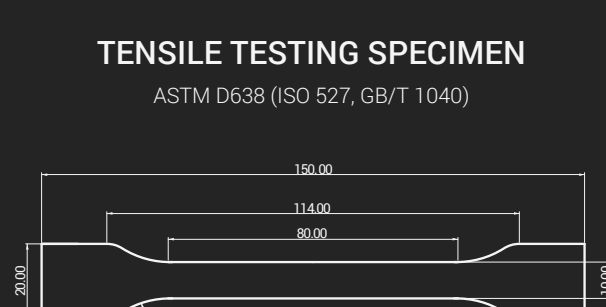
FLEXURAL TESTING SPECIMEN

ASTM D638 (ISO 527, GB/T 1040)



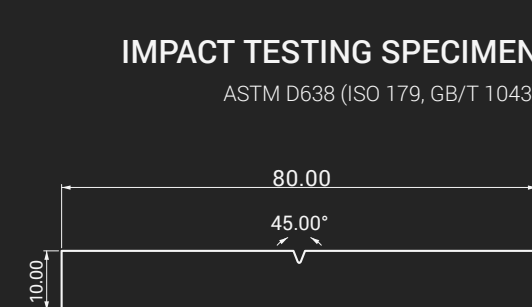
TENSILE TESTING SPECIMEN

ASTM D638 (ISO 527, GB/T 1040)




IMPACT TESTING SPECIMEN

ASTM D638 (ISO 179, GB/T 1043)



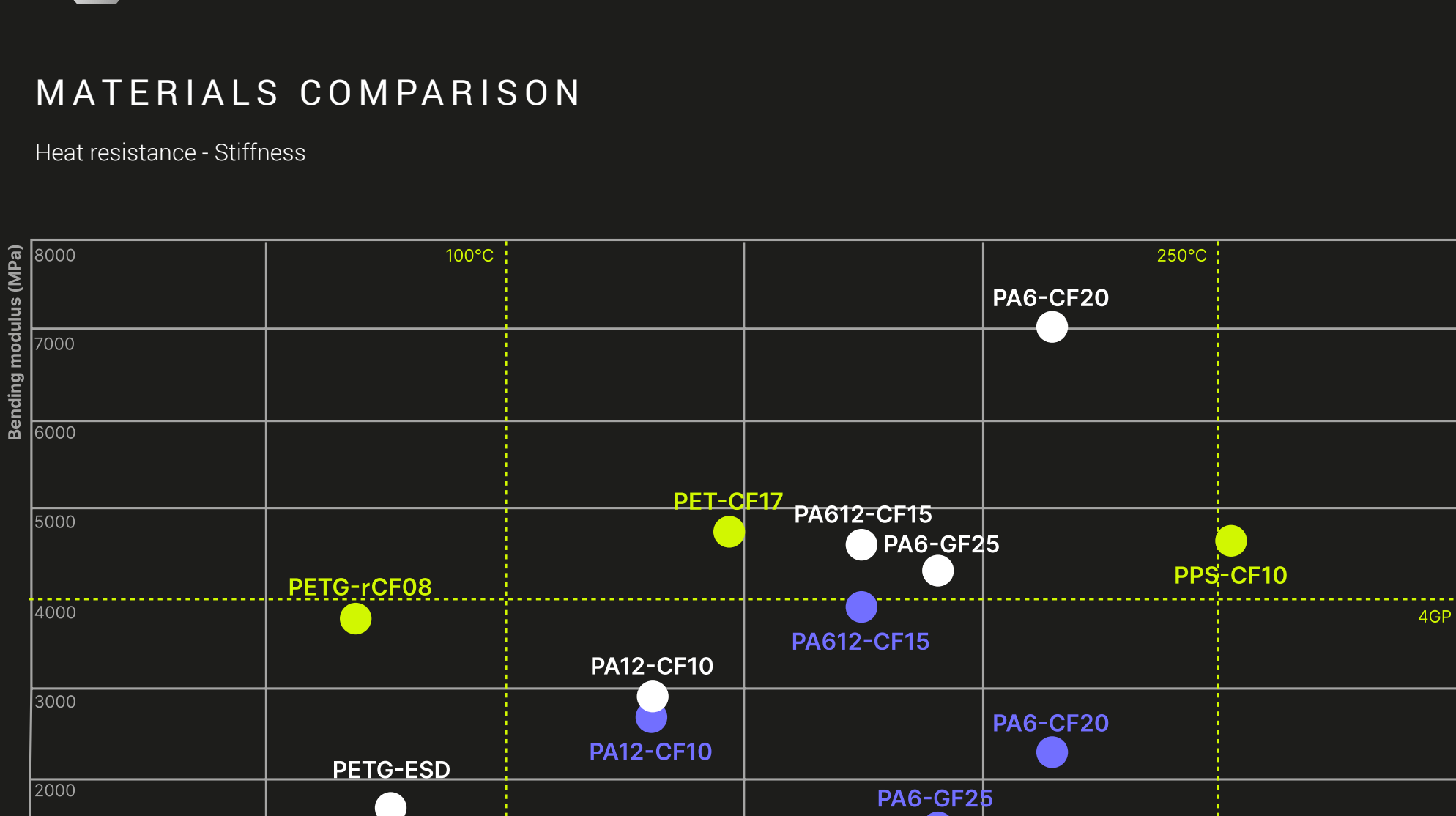
DISCLAIMER

The typical values presented in this data sheet are intended for reference and comparison purposes only. They should not be used for design specifications or quality control purposes. Actual values may vary significantly with printing conditions. End-use performance of printed parts depends not only on materials, but also on part design, environmental conditions, printing conditions, etc. Product specifications are subject to change without notice. Each user is responsible for determining the safety, lawfulness, technical suitability, and disposal/recycling practices of Polymaker materials for the intended application. Polymaker makes no warranty of any kind, unless announced separately to the fitness for any use or application. Polymaker shall not be made liable for any damage, injury or loss induced from the use of Polymaker materials in any application.




MATERIALS COMPARISON

Heat resistance - Stiffness



● insensitive to moisture ● dry state ● wet state



FIBERON WEBSITE